

November – 31st December 2025: Children's New Year Wishes for Peace



ENOArt and Peace Circle Network are joining hands for you in a joint project in which we'll be sharing our common New Year's wish - Peace for all!

Students will paint the peace logo on different surfaces and use their personal color choices to express their inner balance. They will create New Year's gifts and share the message of peace with the local communities.

There are two things in life that are of utmost importance – health and peace. In the fragility of the present moment, we can all agree that we never needed peace as much as we do now. Unfortunately, we usually think that peace is someone else's responsibility, but the truth is – the peace starts within ME. When I'm peaceful, also my surface is peaceful. I radiate peace and I can expect peace. The peace within me has the full right to demand peace outside me.

What shall we be doing?

We'll start with the peace logo and continue with the colors that resonate with us.



The choice of colors is deeply personal and we encourage students to choose any color that resonates with their perception and create their completely personal harmony of peace.





Exhibit your peace stones outside your school.

You can put them on the pavement, on park benches, fences..., wherever you find it suitable, but don't do any damage!

Let people choose their favorites.



Give them the stones with your wish for peace.

Document the event.



CDs



You need:

- old CDs
- acrylic paint
- sponge
- gold, silver and black markers





Small tips: CDs are very easy to work with, but remember: use ACRYLIC paint and NO BRUSH. Mix acrylic paint with each other to get different shades and use as little water as possible. After you draw the lines of the logo, just tap the paint with the sponge. It dries quickly and you can create an interesting 3D surface. If you have a lot of CDs, you can glue two of them together, or paint the back in one color. You can make little holes for hanging with scissors or nail.



- hang CDs on your Peace trees instead of New Year ornaments
- hang them in the park, in your classroom, in the school library, in the hall
- offer your local community to decorate the Christmas trees in town
- put them together and make an art installation
- document everything and take photos

HERE ARE SOME MORE IDEAS:

- Use your CDs to create a mobile. What an easy and playful idea to feel and learn how fragile the balance is, the same as peace!
- Color simple white labels and stick them on your notebooks.
- Sew up the CDs on the old fabric bags and make a statement.
- Write the word PEACE in all the languages and decorate the branch or Christmas tree.






Use any of our ideas or create your own. Our goal is to find students' personal color solutions and to create playful and meaningful gifts that will invite and share peace in our lives.

Take photos of your best solutions and events and post them on FB page with a tag @peacecirclenetwork or ENO teachers FB page before the New Year 2025.

All the participants who will post their work will receive a certificate of appreciation.

Enjoy the creative time with your students! Darinka and Mika



Darinka and Mika